



MALDIVES IMMIGRATION

ANNUAL STATISTICS 2022



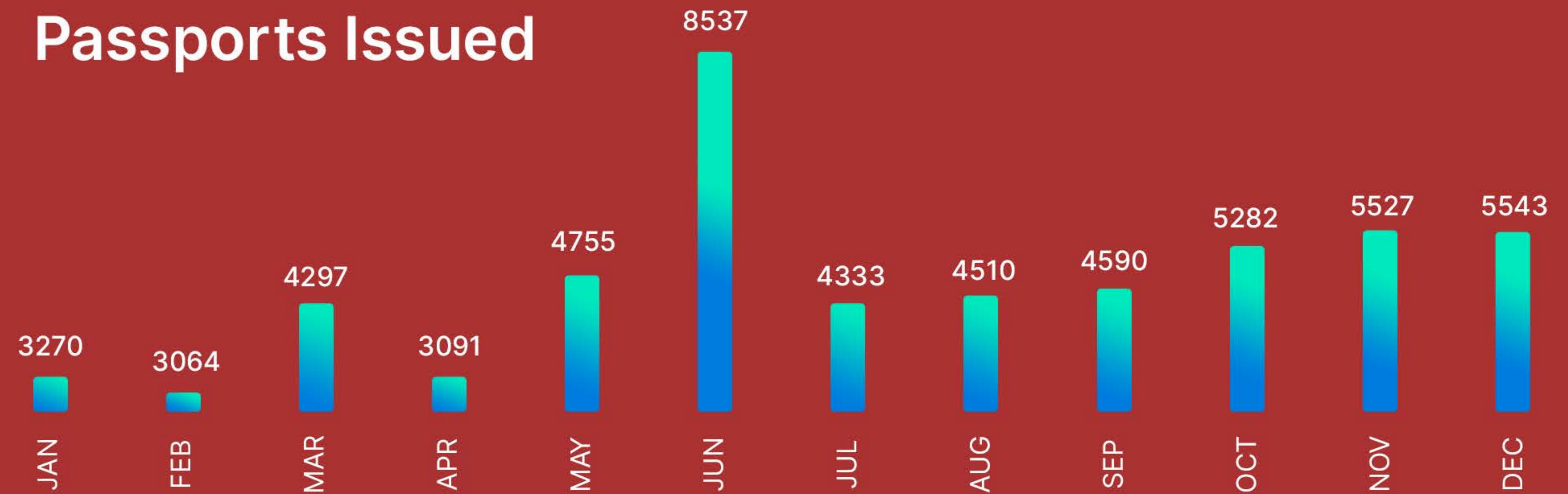
PASSPORT ISSUANCE

A total of 56,799 passports were issued in the year 2022. An equivalent of 81% of the passports issued during the year were Electronic Passports (32 Pages).

There is a significant increase in number of passports issued during the month of June with 8,537.

Additionally, 796 passport were reported as lost while 51 passports were reported as damaged.

Passports Issued



56,799

Total number of passports issued

46,043

Electronic Passport
32 Pages

391

Electronic Passport
48 Pages

9,787

Non-Electronic Passport
32 Pages

142

Official
Passport

96

Diplomatic
Passport

340

Emergency
Passport

796

Passports reported as lost

51

Passports reported as damaged

Passport Cards issued

144

AIRPORT MOVEMENT

In 2022, the Maldives received a total of 1,970,830 arrivals. The majority of arrivals were from Velana International Airport, with 1,961,994.

From the total arrivals, 1,675,303 were tourists. Highest contribution came from India with 241,396 tourists.

It was recorded that Maldivians mostly travelled in July (24,799) and December (27,585).

A total of 2,119 foreigners were denied entry at the border and 63 fraud cases were intercepted.

2,119
Entry Denied

63
Fraud Cases

1,970,830

Border Crossing (Arrivals)

1,961,994

Velana
Intl. Airport

5,126

Gan
Intl. Airport

2,124

Hanimaadhoo
Intl. Airport

1,566

Maafaru
Intl. Airport

14

Kudahuvadho
Intl. Airport

6

Maamigili
Intl. Airport

1,675,303

Tourist Arrivals

241,396

India 


201,952

Russia 

179,303

United Kingdom 

133,441

Germany 

97,527

Italy 

Maldivians Departure Trend

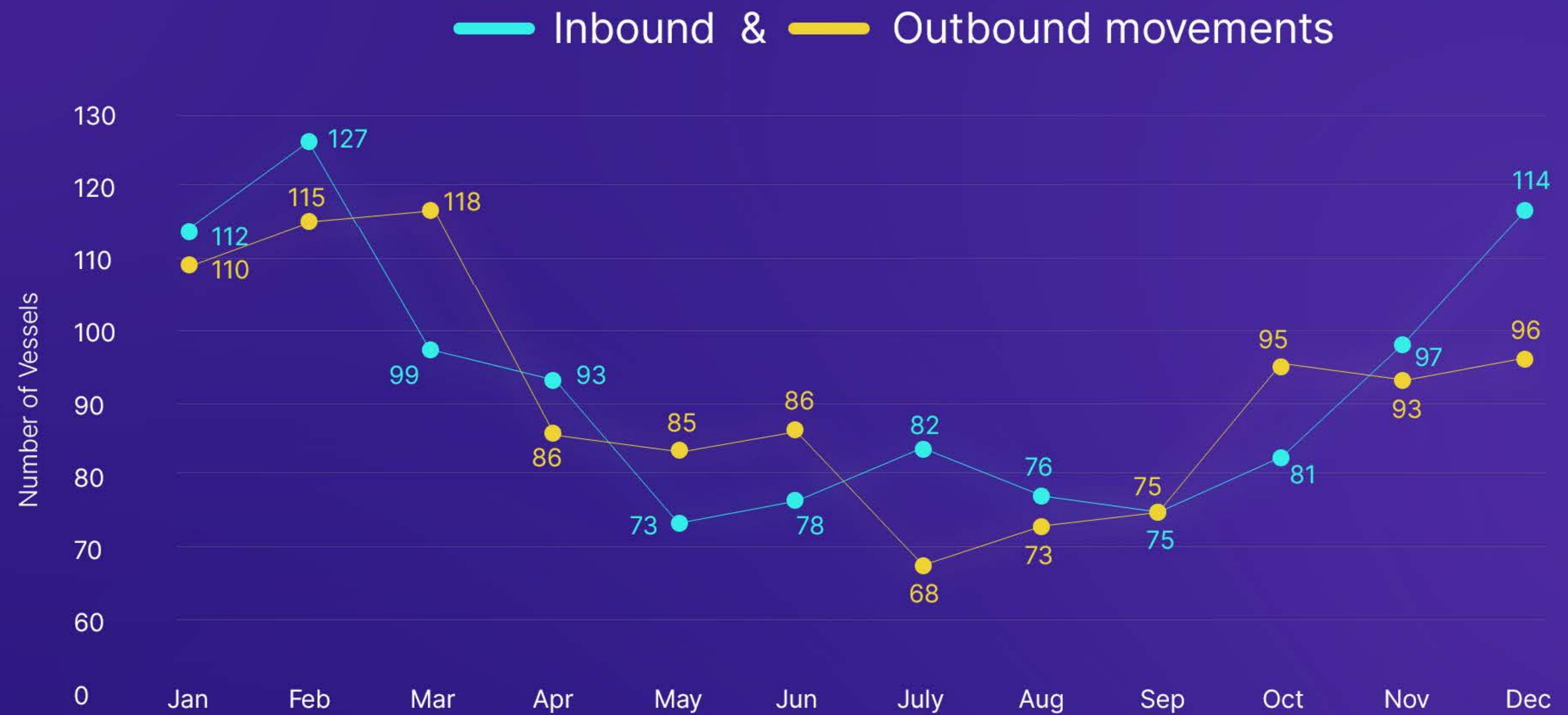


SEAPORT MOVEMENTS

A total of 1,107 vessels arrived to the Maldives during the year 2022. This figure includes 152 tourist vessels and 955 cargo vessels. Majority of these vessels anchored in Male' seaport with a record of 918, while regional seaports served a total of 166 vessels.

Additionally, 2,455 passengers arrived to the Maldives during the year and a total of 16,582 arrived as crew.

There were 2,135 sign-off from vessels and 3,572 sign-on to vessels during the year.



1,107
Vessels arrived

152
Tourist Vessels

955
Cargo Vessels

2,455
Passengers arrived

918
Male'

38
Hithadhoo

45
Uligan

83
Kulhudhuffushi

23
Others

16,582
Crews arrived

2,135
Sign-off from vessels



3,572
Sign-on to vessels

VISA SERVICES

During the year 2022, the majority of the visas were issued to expatriate workers.

98,231

Total number of visas issued

93,555

Work Visa

2,787

Dependent Visa

673

Student Visa

432

Marriage Visa

784

Other Visas

The highest number of work visas were issued from Male' (about 97.1%), second to that was Hithadhoo Immigration Office.

93,555

Work Visas issued

90,738

Male'

2,160

Hithadhoo

276

Kulhudhuffushi

381

Fuvahmulah

A total of 45 employees were blacklisted. Whereas, only 2 employers were blacklisted during the year 2022 for violations related to Immigration matters.

45

Employees Blacklisted



2

Employers Blacklisted

IMMIGRATION ENFORCEMENT

A total of 432 foreigners were deported from the Maldives in the year 2022.

Expatriate Compliance Division investigated a total of 2,202 cases. After investigation, 69 foreigners were repatriated as they violated visa regulations. Whereas 90 foreigners were repatriated as they were medically unfit to work in the Maldives.

Among the cases, fines were imposed on 156 sponsors who were responsible for overstay, and 40 foreigners for overstayed.

432

Deportation

2,202

Cases investigated by Expatriate Compliance Division

69

Repatriation

90

Medically Unfit Repatriation

2,050

Voluntary Repatriation

196

Fined cases

156

Sponsors

40

Foreigners

MEDIA & PUBLIC RELATIONS

9,830+

Social Media Queries

Facebook	6,270+
Twitter	870+
Email	2,500+
Instagram	190+

More than 9,830+ social media queries were attended during the year 2022. Most of the social media queries were sourced from Facebook accumulating more than 6,270 queries.

Around 39,200+ calls were responded by Maldives Immigration's call center. As such an average of 250 calls were attended each working day.

39,200+

Call centre queries attended

