



45'

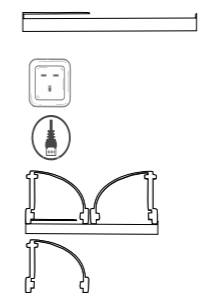
116'

90'

NEW DOOR TO BE INSTALLED FOR VEHICLE PARKING

MAIN ENTRANCE 130'

-  15AMP 01 GANG POWER SOCKET
TOTAL SOCKET: 7
-  25W LED LIGHT
TOTAL: 33



- GRILLS MUST BE INSTALLED IN EACH WINDOW
- 13AMP X 02 GANG POWER SOCKET (MINIMUM 04 SOCKETS EACH AREA)
TOTAL SOCKETS; 72
- DATA POINTS (MINIMUM 02)
TOTAL DATA POINTS; 34
- 01 NEW DOOR TO BE INSTALLED FOR VEHICLE PARKING
- 02 NEW DOOR TO BE INSTALLED WITH ACCESS CONTROL ONLY FOR OFFICERS